



# MODEL 436

## STANDARD CONSTRUCTION

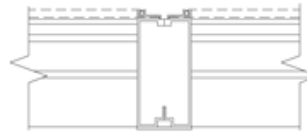

- **Material:** Extruded Aluminum 6063-T6
- **Frame:** 4" (102mm) deep, .081" (2.1mm) nominal wall thickness
- **Blades:** 4" (102mm) deep, .081" (2.1mm) nominal wall thickness
- **Blade Spacing:** 3.25" (83mm) on center
- **Finish:** Mill

## OPTIONAL ACCESSORIES

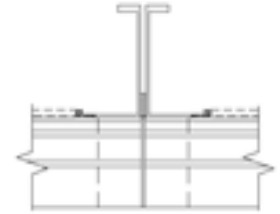
- Screen: 1/2" x .063" flattened expanded bird screen and/or 18 x 14 mesh charcoal insect screen
- Extended Sill Flashing
- Insulated and Non-insulated Blank-off Panels
- Flanged & Glazing Frames of various sizes
- Hinged Access Panels
- Sub-frames
- Visible Mullions
- Invisible Mullions for continuous blade appearance

## FINISHES

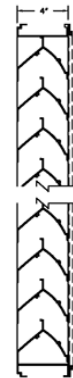
- **2 coat Fluoropolymer:** Kynar® 500 / custom colors available in 70% PVDF (AAMA 2605). Living Building Challenge (LBC) Red List Free.
- **3 coat Fluoropolymer:** Kynar 500 / Hylar 5000 custom colors available in 70% PVDF (AAMA 2605). LBC Red List Free.
- **Anodic finishes:** Class I and Class II in Clear, Light/Medium/Dark Bronze, Champagne, and Black.
- **Prime coat**



Visible Vertical Mullion



Invisible Vertical Mullion



Vertical Section



Plan View

Qty.	Size:		M.O. <input type="checkbox"/>	Mullion Type	No. of Sections	Notes
	Width	Height				
<input type="checkbox"/>	Sill flashing:			Project:		
<input type="checkbox"/>	Screen:			Location:		
<input type="checkbox"/>	Finish:			Architect:		
	Color:			Representative:		
<input type="checkbox"/>	Other:			Date:	Job #:	





# MODEL 436

## SUGGESTED SPECIFICATIONS

**General:** Furnish and install where indicated on drawings 4" (102mm) Sightproof Louver Model 436 as manufactured by Industrial Louvers, Inc., Delano, MN.

**Material:** Extruded aluminum frames and blades shall be one piece 6063-T6 alloy. Frame shall have a material thickness of .081" (2.1mm). Fixed blades shall have a material thickness of .081" (2.1mm). Frames and blades shall be joined by stainless steel mechanical fastener, and frame will be caulked to prevent water penetration to interior wall construction.

### Performance

- Free area (4' x 4' louver) = 6.12 sq. ft. (38.3%)

## Free Area

Square Feet (Square Meters)						
Free Area AMCA Licensed for openings up to 72" x 120"						
For free area data for larger openings, contact factory.						
3048.0	0.44	1.02	1.60	2.18	2.76	3.34
<b>120</b>	<b>3.57</b>	<b>7.86</b>	<b>12.15</b>	<b>16.44</b>	<b>20.73</b>	<b>25.02</b>
2743.2	0.39	0.91	1.43	1.96	2.48	3.00
<b>108</b>	<b>3.06</b>	<b>6.74</b>	<b>10.42</b>	<b>14.10</b>	<b>17.78</b>	<b>21.45</b>
2438.4	0.35	0.81	1.27	1.73	2.19	2.66
<b>96</b>	<b>2.66</b>	<b>5.84</b>	<b>9.03</b>	<b>12.22</b>	<b>15.41</b>	<b>18.60</b>
2133.6	0.30	0.70	1.11	1.51	1.91	2.31
<b>84</b>	<b>2.35</b>	<b>5.17</b>	<b>7.99</b>	<b>10.81</b>	<b>13.63</b>	<b>16.46</b>
1828.8	0.26	0.60	0.94	1.28	1.63	1.97
<b>72</b>	<b>1.94</b>	<b>4.27</b>	<b>6.61</b>	<b>8.94</b>	<b>11.27</b>	<b>13.60</b>
1524	0.21	0.50	0.78	1.06	1.34	1.63
<b>60</b>	<b>1.53</b>	<b>3.38</b>	<b>5.22</b>	<b>7.06</b>	<b>8.90</b>	<b>10.74</b>
1219.2	0.17	0.39	0.61	0.84	1.06	1.28
<b>48</b>	<b>1.33</b>	<b>2.93</b>	<b>4.52</b>	<b>6.12</b>	<b>7.72</b>	<b>9.32</b>
914.4	0.12	0.29	0.45	0.61	0.78	0.94
<b>36</b>	<b>0.82</b>	<b>1.81</b>	<b>2.79</b>	<b>3.78</b>	<b>4.76</b>	<b>5.75</b>
609.6	0.08	0.18	0.29	0.39	0.49	0.60
<b>24</b>	<b>0.41</b>	<b>0.91</b>	<b>1.40</b>	<b>1.90</b>	<b>2.39</b>	<b>2.89</b>
304.8	0.03	0.08	0.12	0.17	0.21	0.26
<b>12</b>	<b>0.11</b>	<b>0.24</b>	<b>0.36</b>	<b>0.49</b>	<b>0.62</b>	<b>0.75</b>
<b>H/W</b>	304.8	609.6	914.4	1219	1524	1829
	<b>12</b>	<b>24</b>	<b>36</b>	<b>48</b>	<b>60</b>	<b>72</b>

