




MODEL 436



STANDARD CONSTRUCTION

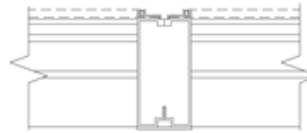
- **Material:** Extruded Aluminum 6063-T6
- **Frame:** 4" (102mm) deep, .081" (2.1mm) nominal wall thickness
- **Blades:** 4" (102mm) deep, .081" (2.1mm) nominal wall thickness
- **Blade Spacing:** 3.25" (83mm) on center
- **Screen:** 1/2" x .063" flattened expanded bird screen and/or 18 x 14 mesh charcoal insect screen.
- **Finish:** Mill

OPTIONAL ACCESSORIES

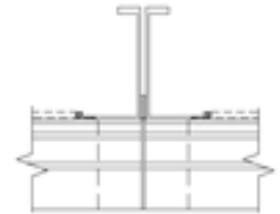
- Extended Sill Flashing
- Insulated and Non-insulated Blank-off Panels
- Flanged & Glazing Frames of various sizes
- Hinged Access Panels
- Sub-frames
- Visible Mullions
- Invisible Mullions for continuous blade appearance

FINISHES

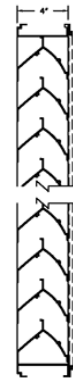
- **2 coat Fluoropolymer:** Kynar® 500 / custom colors available in 70% PVDF (AAMA 2605). Living Building Challenge (LBC) Red List Free.
- **3 coat Fluoropolymer:** Kynar 500 / Hylar 5000 custom colors available in 70% PVDF (AAMA 2605). LBC Red List Free.
- **Anodic finishes:** Class I and Class II in Clear, Light/Medium/Dark Bronze, Champagne, and Black.
- **Prime coat**
- **Mill**



Visible Vertical Mullion



Invisible Vertical Mullion



Vertical Section



Plan View

Qty.	Size:		M.O. <input type="checkbox"/>	Mullion Type	No. of Sections	Notes
	Width	Height				
<input type="checkbox"/>	Sill flashing:			Project:		
<input type="checkbox"/>	Screen:			Location:		
<input type="checkbox"/>	Finish:			Architect:		
	Color:			Representative:		
<input type="checkbox"/>	Other:			Date:	Job #:	





MODEL 436

SUGGESTED SPECIFICATIONS

General: Furnish and install where indicated on drawings 4" (102mm) Sightproof Louver Model 436 as manufactured by Industrial Louvers, Inc., Delano, MN.

Material: Extruded aluminum frames and blades shall be one piece 6063-T6 alloy. Frame shall have a material thickness of .081" (2.1mm). Fixed blades shall have a material thickness of .081" (2.1mm). Frames and blades shall be joined by stainless steel mechanical fastener, and frame will be caulked to prevent water penetration to interior wall construction.

Performance

- Free area (4' x 4' louver) = 6.12 sq. ft. (42%)

Free Area

Square Feet (Square Meters)						
Free Area AMCA Licensed for openings up to 72" x 120"						
For free area data for larger openings, contact factory.						
3048.0	0.44	1.02	1.60	2.18	2.76	3.34
120	3.57	7.86	12.15	16.44	20.73	25.02
2743.2	0.39	0.91	1.43	1.96	2.48	3.00
108	3.06	6.74	10.42	14.10	17.78	21.45
2438.4	0.35	0.81	1.27	1.73	2.19	2.66
96	2.66	5.84	9.03	12.22	15.41	18.60
2133.6	0.30	0.70	1.11	1.51	1.91	2.31
84	2.35	5.17	7.99	10.81	13.63	16.46
1828.8	0.26	0.60	0.94	1.28	1.63	1.97
72	1.94	4.27	6.61	8.94	11.27	13.60
1524	0.21	0.50	0.78	1.06	1.34	1.63
60	1.53	3.38	5.22	7.06	8.90	10.74
1219.2	0.17	0.39	0.61	0.84	1.06	1.28
48	1.33	2.93	4.52	6.12	7.72	9.32
914.4	0.12	0.29	0.45	0.61	0.78	0.94
36	0.82	1.81	2.79	3.78	4.76	5.75
609.6	0.08	0.18	0.29	0.39	0.49	0.60
24	0.41	0.91	1.40	1.90	2.39	2.89
304.8	0.03	0.08	0.12	0.17	0.21	0.26
12	0.11	0.24	0.36	0.49	0.62	0.75
H/W	304.8	609.6	914.4	1219	1524	1829
	12	24	36	48	60	72

