



MODEL 608SXP

STANDARD CONSTRUCTION


- **Material:** Galvanized steel sheet
- **Frame:** 6" (152mm) deep, 18ga. nominal wall thickness
- **Blades:** 6" (152mm) deep, 18ga. nominal wall thickness
- **Blade Spacing:** 6" (152mm) on center
- **Screen:** 1/2" mesh x 18ga. bird screen..
- **Finish:** Mill

OPTIONAL ACCESSORIES

- Extended Sill Flashing
- Insulated and Non-insulated Blank-off Panels
- Flanged & Glazing Frames of various sizes
- Hinged Access Panels
- Sub-frames
- Visible Mullions
- Invisible Mullions for continuous blade appearance

FINISHES

- **2 coat Fluoropolymer:** Kynar® 500 / Hylar® 5000 custom colors available in 70% PVDF (AAMA 2605) or 50% PVDF (AAMA 2604) formulas.
- **3 coat Fluoropolymer:** Kynar 500 / Hylar 5000 custom colors available in 70% PVDF (AAMA 2605) formulas.
- **Baked Enamel**
- **Prime coat**
- **Mill**



Vertical Section

Qty.	Size:		Mullion Type	No. of Sections	Notes
	Actual <input type="checkbox"/>	M.O. <input type="checkbox"/>			
	Width	Height			
<input type="checkbox"/>	Sill flashing:		Project:		
<input type="checkbox"/>	Screen:		Location:		
<input type="checkbox"/>	Finish:		Architect:		
	Color:		Representative:		
<input type="checkbox"/>	Other:		Date:	Job #:	





MODEL 608SXP

SUGGESTED SPECIFICATIONS

General: Furnish and install where indicated on drawings 6" (152mm) Extra Performance Weather Resistant Louver Model 608SXP as manufactured by Industrial Louvers, Inc., Delano, MN.

Material: Formed galvanized steel frames and blades shall be one piece construction. Frame shall have a material thickness of 18 gauge. Fixed blades shall have a material thickness of 18 gauge. Frames and blades shall be joined by welding and/or riveting, and frame will be caulked to prevent water penetration to interior wall construction.

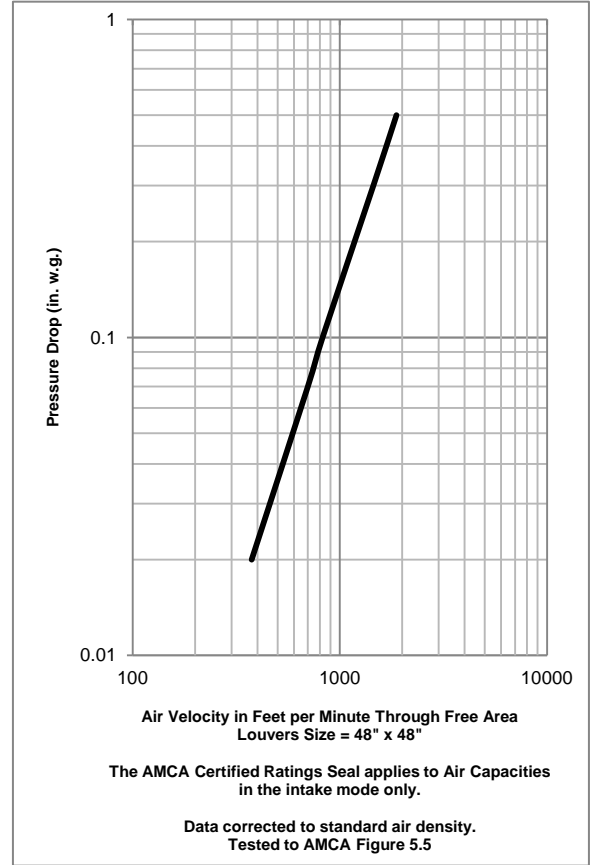
Performance

- Free area (4' x 4' louver) = 8.31 sq. ft. (51.9%)
- Free area velocity at point of beginning water penetration (.01 oz/sq. ft.) = 952 fpm
- Pressure drop @ 1026.9 FPM velocity = .15" water
- Air volume @ 1026.9 FPM free area velocity = 8,533.5 CFM

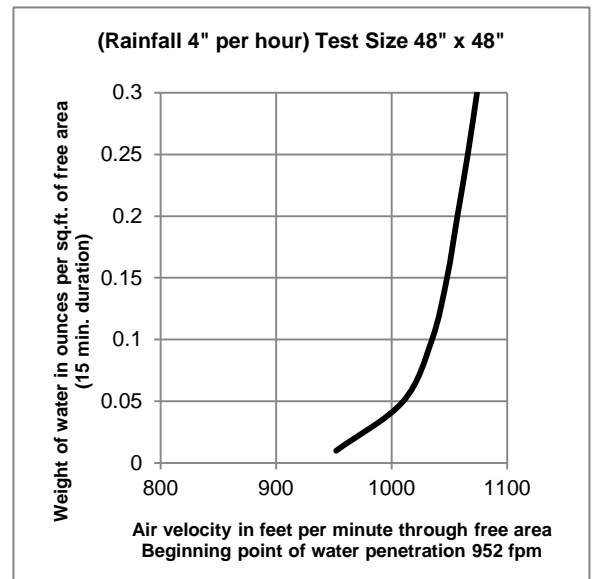
Free Area

Square Feet (Square Meters)					
Free Area AMCA Licensed for openings up to 72" x 120"					
For free area data for larger openings, contact factory.					
2438.4	0.35	0.79	1.23	1.67	1.89
96	3.76	8.51	13.26	18.01	20.39
2133.6	0.30	0.69	1.07	1.45	1.83
84	3.26	7.38	11.50	15.62	19.73
1828.8	0.26	0.58	0.90	1.23	1.55
72	2.76	6.25	9.73	13.22	16.70
1524	0.21	0.47	0.74	1.01	1.27
60	2.26	5.11	7.97	10.82	13.67
1219.2	0.16	0.37	0.58	0.77	0.99
48	1.76	3.98	6.20	8.31	10.64
914.4	0.12	0.26	0.41	0.56	0.71
36	1.26	2.85	4.44	6.02	7.61
609.6	0.07	0.16	0.25	0.34	0.43
24	0.76	1.71	2.67	3.63	4.58
304.8	0.02	0.05	0.08	0.11	0.14
12	0.26	0.58	0.90	1.23	1.55
H/W	304.8	609.6	914.4	1219.2	1524
	12	24	36	48	60

Air Performance Chart



Water Penetration Chart



Industrial Louvers, Inc. certifies that Model 608SXP shown hereon is licensed to bear the AMCA Seal. The ratings shown are based on tests and procedures performed in accordance with AMCA Publication 511 and comply with the requirements of the AMCA Certified Ratings Program. The AMCA Certified Ratings Seal applies to air performance ratings and water penetration ratings. Hylar® and Kynar® are registered trademarks of Solvay Solexix, Inc. © 2015 Industrial Louvers. All rights reserved.

CATALOG NO. 608SXP Rev: JUNE 2016



www.industriallouvers.com
 info@industriallouvers.com

511 South 7th Street, Delano MN 55328
 Tel: +1.763.972.2981 • Fax: +1.763.972.2911