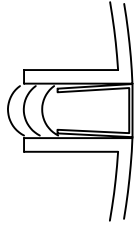
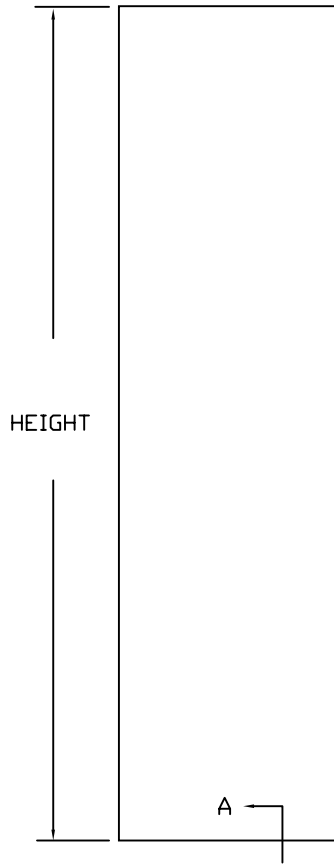


ROUND

SEE
MODEL NO.
DETAILS

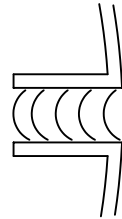


MODEL NO. CC-SC
< W/ SNAP-ON COVER >

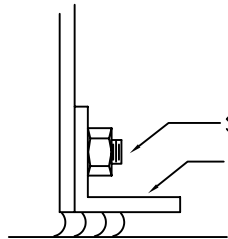


HEIGHT

COLUMN ELEVATION

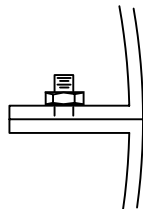


MODEL NO. CC-CR
< CAULK JOINT >



DET. A

STUD WELD & NUT
1" X 1" X 1/8"
ALUM. ANGLE.



MODEL NO. CC-KH
< KEYHOLE >

STANDARD CONSTRUCTION

COLUMN COVER

.125 Formed Aluminum

TOP & BOTTOM RINGS

1" X 1" X .125" Extr. Alum. Angles

FINISH

Mill As Fabricated

PLEASE SEE FINISHES TAB
FOR MORE OPTIONS

ALL WELDED CONSTRUCTION

CUSTOMER NOTES:

- DRAWING ILLUSTRATIONS ARE BASED ON MOST CURRENT INFORMATION AT THE TIME OF WEB SITE PUBLICATION.
- SEE SPECIFICATIONS FOR PRODUCT SIZE LIMITATIONS.

[PLEASE CLICK TO VIEW CONTENTS](#)

[FINISHES](#)

[PHOTO](#)

MANUFACTURING LIMITATIONS APPLY TO THESE UNITS. MULLIONS MAY BE REQUIRED TO ACCOMPLISH REQUIRED SIZE.

ITEM NO.	QNTY.	ACTUAL BEAM WRAP SIZE		NO. OF MULLIONS	NO. OF SECT.	REMARKS
		DIAMETER	HEIGHT			

JOB NAME:		
LOCATION:		
ARCHITECT:		
CONTRACTOR:		
REVISIONS		
NO.	DATE	BY
DRAWN BY		DATE
CHECK BY		SCALE
		DRAWING NO.

MODEL NO.
CC

**INDUSTRIAL
LOUVERS
INC.**
DELANO
MINNESOTA