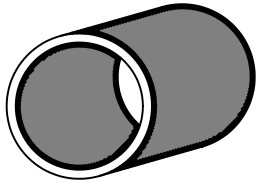


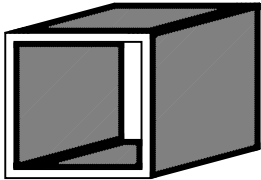
BLADE OPTIONS

Sunshading devices are typically designed with one of the blade profiles shown, mounted within a perimeter frame. (SEE OUTRIGGER AND FASCIA OPTIONS). Feel free to contact I.L.I. for assistance in designing your own individual sunshade.



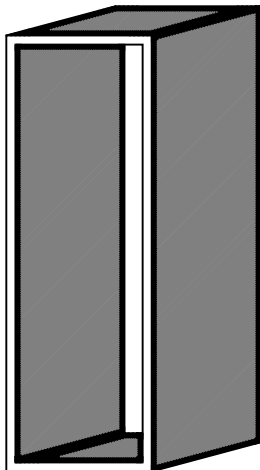
CIRCULAR TUBE

1" DIA. TO 8" DIA.
BY 1" INCREMENTS




SQUARE TUBE

1" X 1" TO 8" X 8"
BY 1" INCREMENTS



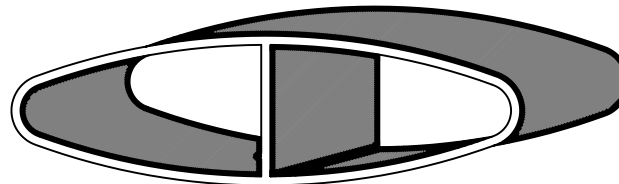
RECTANGULAR TUBE

1 3/4" X 4" X 1/8"
1" X 6" X 1/8"
2" X 6" X 1/8"
2" X 8" X 1/8"



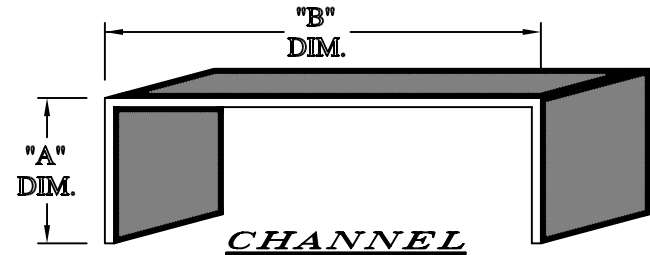
RECTANGULAR FLAT BAR

1" TO 8" IN 1" INCREMENTS
(VARIOUS GAUGES AVAILABLE)



AIRFOIL BLADE

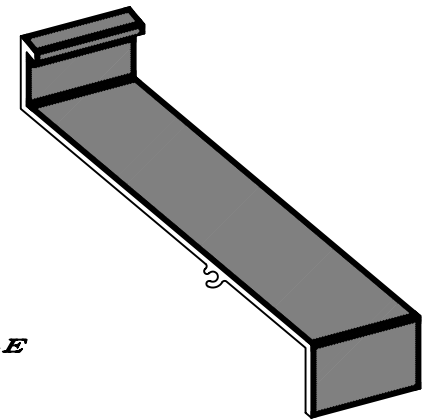
3", 6", 7" AND 9 1/2" WIDTHS AVAILABLE
(DEPTH DEPENDENT ON WIDTH)



CHANNEL

(VARIOUS GAUGES AVAILABLE)

DIMENSION "A"	DIMENSION "B"
1" TO 3" IN 1" INCREMENTS	1" TO 8" IN 1" INCREMENTS



STANDARD BLADE

2" TO 6" DEPTH
(PROFILES MAY VARY)